

LIFEMAKER PENSION MAXIMISER FUND

Segregated Fund Identification Number (SFIN):- ULIF01715/02/13PENSMAXIMI104

As on 31st March 2025

Fund Objective: The investment objective of the Maximiser Fund is to provide potentially higher returns by investing in a combination of listed equities (to target growth in capital value of assets) and fixed income instruments such as government securities, corporate bonds and money market instruments

AUM	Rs. in Crore	% of AUM
Debt in Portfolio	284.46	51.82%
Equity in Portfolio	264.50	48.18%
Total	548.96	100.00%

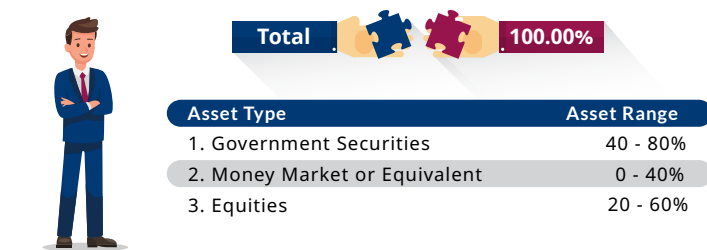
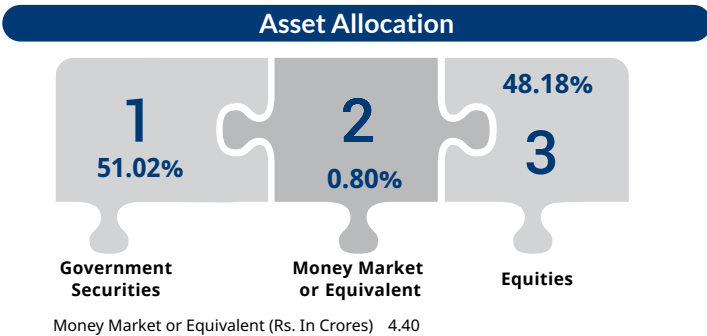
NAV (p.u.)	32.2447
Inception Date	19-Aug-13

Fund Managers: Equity -Saurabh Kataria; Fixed Income - Naresh Kumar

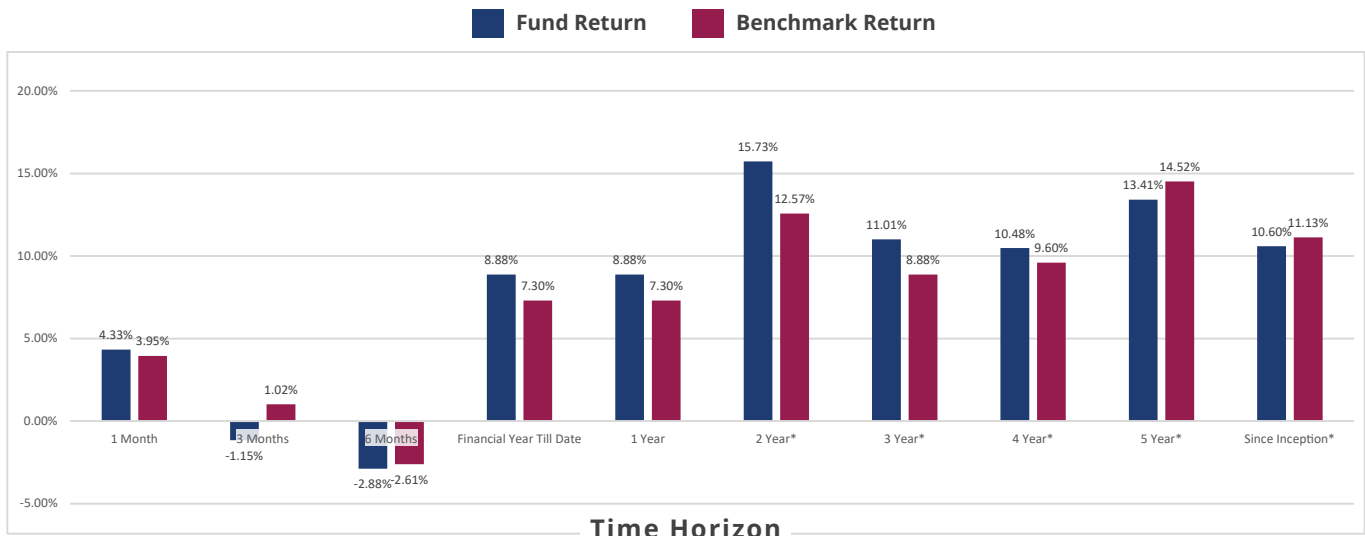
Benchmark - Crisil Bond Index 50% and NSE Nifty 50%
*Benchmark for fund has been changed from November 2018 onwards

Nature of Fund : An open ended hybrid fund investing in a mixture of debt instruments and equities.

Fund Management Charge	1.65%
------------------------	-------



Fund Performance vs Benchmark



Top 10 Equities in the Fund

Security Name	Amount (In Crs.)
ICICI BANK LIMITED	29.16
HOUSING DEVELOPMENT FINANCE CORP BANK	24.40
RELIANCE INDUSTRIES LIMITED	19.99
AXIS BANK LIMITED	16.80
BHARTI AIRTEL LIMITED	13.96
NTPC LIMITED	10.24
BAJAJ FINANCE LIMITED	9.13
STATE BANK OF INDIA	9.04
INFOSYS LIMITED	7.74
ITC LIMITED	7.54

Top 10 Government Securities in the Fund

Security Name	Amount (In Crs.)
7.30 GOI 19 JUNE 2053	44.62
7.34 GOI 22 APRIL 2064	38.79
7.09 GOI 05 AUGUST 2054	19.98
7.25 GOI 12 JUNE 2063	16.56
7.04 GOI 03 JUNE 2029	10.21
7.17 GOI 17 APRIL 2030	6.69
7.09 GOI 25 NOVEMBER 2074	5.77
7.26 MAHARASHTRA SDL 07 AUGUST 2049	5.14
7.46 GOI 06 NOVEMBER 2073	4.61
7.16 GOI 20 SEP 2050	3.20

Top 10 Bonds in the Fund

Security Name	Amount (In Crs.)
7.72 BHARAT SANCHAR NIGAM LIMITED 22 DECEMBER 2032	17.39
7.87 BAJAJ FINANCE LIMITED 08 FEBRUARY 2034	13.96
7.80 YES BANK 29 SEP 2027	11.88
7.40 NABARD 29 APRIL 2030	7.57
7.65 HDFC BANK INFRA 20 MARCH 2034	7.23
9.15 SHRIRAM FINANCE 28 JUNE 2029 (PUT OPTION)	6.88
7.44 NATIONAL THERMAL POWER CORPORATION 25 AUGUST 2032	5.69
8.00 DATA INFRA TRUST 30 AUGUST 2034 (STEP UP & STEP DOWN)	5.36
8.04 INDIA INFRADEBT LIMITED 25 APRIL 2033	5.27
8.60 MUTHOOT FINANCE 25 AUGUST 2025	5.00

Top 10 Industry in the Fund

Industry Name	% of Fund
CENTRAL & STATE GOVERNMENT	30.40%
FINANCIAL AND INSURANCE ACTIVITIES	26.84%
INFRASTRUCTURE	18.26%
MANUFACTURE OF COKE AND REFINED PETROLEUM PRODUCTS	4.02%
COMPUTER PROGRAMMING, CONSULTANCY AND RELATED ACTIVITIES	3.02%
MANUFACTURE OF PHARMACEUTICALS,MEDICINAL CHEMICAL AND BOTANICAL PRODUCTS	2.41%
MANUFACTURE OF MOTOR VEHICLES, TRAILERS AND SEMI-TRAILERS	2.01%
RETAIL TRADE, EXCEPT OF MOTOR VEHICLES AND MOTORCYCLES	1.82%
INFORMATION SERVICE ACTIVITIES	1.64%
MANUFACTURE OF TOBACCO PRODUCTS	1.37%
OTHER	8.21%

Modified Duration

Debt Portfolio	8.6246
Money Market Instruments	0.0000

(Note: Debt portfolio includes MMI)

Risk Profile of the Fund

BETA	0.7747
------	--------

Debt Rating Profile



Our virtual assistant
Chat with MILI on our website



WhatsApp
Send 'Hi' to +91 74283 96005



Login to manage your policy
axismaxlife.com/customer-service



Call us at 1860 120 5577

For more details, visit us: axismaxlife.com/contact-us



Risk Profile of the Fund

Modified Duration (of the Fixed Income Portfolio) indicates how the fixed income portfolio will move in response to any change in interest rates. For example: if the modified duration is 2 then 1% change in market interest rate will change the value of portfolio by 2% i.e. 2 times the change in interest rate. The value of fixed income portfolio increases when the interest rates falls and vice versa. **BETA** is a number that indicates the extent to which value of the portfolio will change with respect to change in value of its benchmark. The benchmark has a beta of 1. Change in value of a portfolio which has a beta more than 1 will be more than the change in value of the benchmark, where the beta is less than 1 the change will be less than the change in benchmark.

Glossary

CAGR (Compound Annual Growth Rate) indicates annual return on the portfolio over years.

Benchmark is synthetic mix of index of each asset class basis weights of the asset class in different Unit Linked Funds

The Fund is in compliance with all investment guidelines issued by IRDAI (Insurance Regulatory and Development Authority of India).

Axis Max Life Insurance Limited (formerly known as Max Life Insurance Company Limited) is a Joint Venture between Max Financial Services Limited and Axis Bank Limited.

Important: DO NOT believe in calls, SMSes or e-mails offering discounts. For **NEFT Payments**, please transfer only to "HSBC Bank A/C No. 1165 <Followed by 9 digit Policy No>

IFS Code: HSBC0110002. Axis Max Life Insurance does not collect Premium in any other account.

Axis Max Life Insurance Limited (formerly known as Max Life Insurance Company Limited): Plot No. 90 C, Sector 18, Udyog Vihar, Gurugram, Haryana - 122 015.

Regd. Office: 419, Bhai Mohan Singh Nagar, Railmajra, Tehsil Balachaur, District Nawanshahr, Punjab - 144 533.

CIN: U74899PB2000PLC045626 | **Customer Helpline Number:** 1860 120 5577

ARN: Axis Max Life/MaxIS/Annual Investment Report 27/May 2025

IRDAI Regn. No. 104

BEWARE OF SPURIOUS/FRAUD PHONE CALLS!

- IRDAI is not involved in activities like selling insurance policies, announcing bonus or investment of premiums
- Public receiving such phone calls are requested to lodge a police complaint